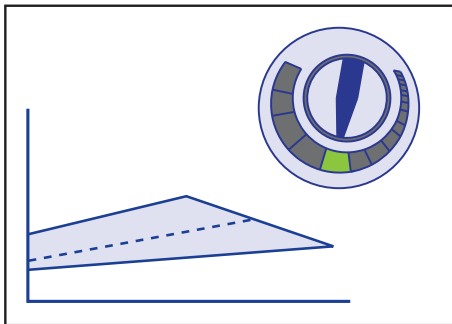
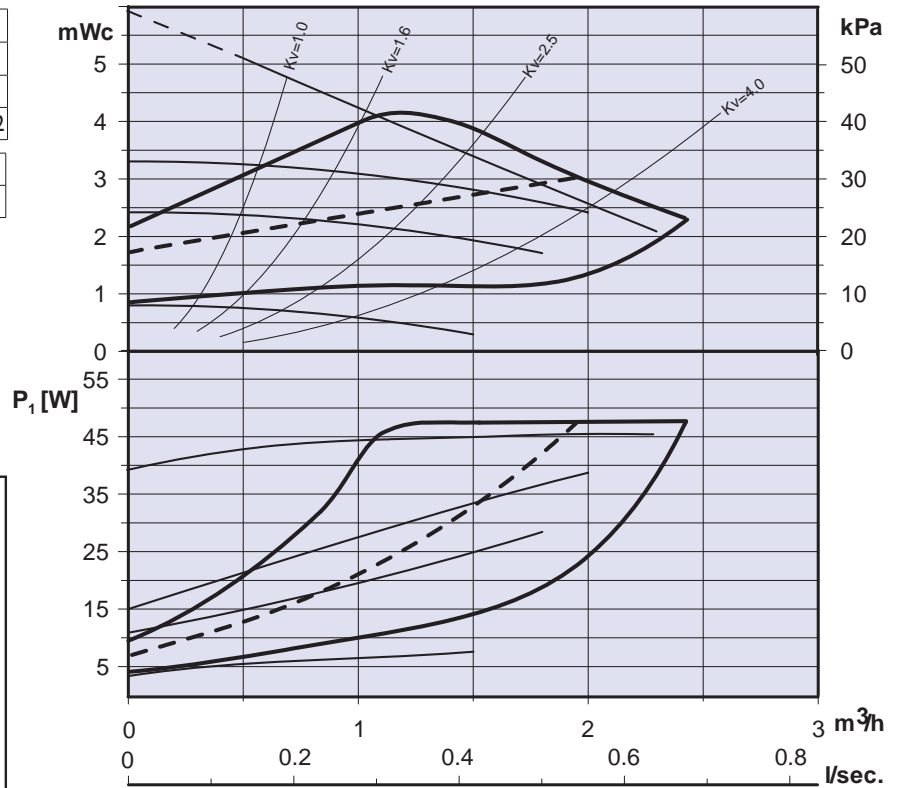


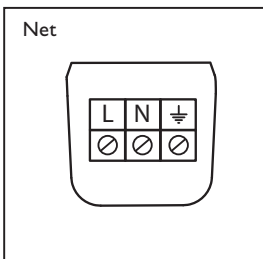
15-60C-3Q
25-60C-3Q
32-60C-3Q

Ix230 V, 50Hz, IEC38	PI[W]	I[A]
Auto min.	3,86	0,0525
Auto max.	47,4	0,483
Speed Min - Max	6,66-45,2	0,08-0,442
Medium Temperature	+2°C	+95°C
Kg (netto)	2,8	



Model C = Heating / Heizung / Varme

Electrical connection



Model	H (mm)	RP/BSPF
15-60C-3Q*	130	1/2"
25-60C-3Q	130/180	1"
32-60C-3Q	180	1 1/4"

*Max flow slightly reduced

