

OPENPRESS PRESSURISATION SETS



- Fully Packaged Open Units
- Heating and Chilled Water Applications
- Single or Twin Pump Sets
- 3 and 6 Bar Models Available
- Pump with Continuously Rated Motor
- System Filling Option
- BMS Compatible Models (OpenPress Mono and Duo)
- Breaktank with Type AA Air Gap (Cat 5)
- Full Range of Expansion Vessels 5 to 1000 Litres

OpenPress™ Range

Smedegaard Pumps have, for 20 years, been manufacturing a comprehensive range of pressurisation equipment for sealed heating and chilled water systems. The range of high quality pressurisation sets includes both open sets and wall or floor mounted cabinet sets. The floor mounted sets are also available connected to an expansion vessel mounted on a common base plate.

The OpenPress™ Range is the latest development in Smedegaard's quality range of pressurisation units. The Mono and Duo models feature electronic pump control with a backlit digital display and transducer pressure sensing. All OpenPress™, except the basic IS set, have an adjustable service reminder, as well as date and time error log facility as standard.

OpenPress™ make-up unit

Standard Features (IS)

- Pump with continuously rated, 2 pole, single phase motor
- Pressure switch
- Pressure regulating valve
- Pressure gauge
- Pump control vessel
- Break tank with diaphragm ball valve and lid
- Interconnecting pipework and fittings
- Break tank with ball valve and type AA air gap (Cat 5)
- Fused Isolating switch

OpenPress™ make-up unit


Standard Features (Mono and Duo)

- 3 bar pump with continuously rated single phase motor
- Anti seizing pump exercise
- 2 assignable volt free contacts for boiler/ chiller interlock
- Reprogrammable contact telephone number
- Built in thermal motor protection
- Interconnecting pipework and fittings
- Audible and visual alarm indication with mute
- Programmable burst pipe protection
- Break tank with ball valve and type AA air gap (Cat 5)
- Password protection
- Pump hours run log
- TRIAC control for reliability and spark free pump operation


Optional Features (Mono and Duo)

- VF Model - provides relay board with 3 volt free contacts
- Plus Model - provides 5 no-load relays for BMS Telemetry only
- 6 bar pump sets
- Pump dry run protection with delay for break tank refilling
- Safefill level switch for dry run protection
- Safefill level switch for system filling


OpenPress™ IS



OpenPress™ Mono



OpenPress™ Duo



Model	A	B	C	Approx Net Weight kg.		Full Load Current - Amps	
				Single Pump	Twin Pump	Motor kW	230-1-50 Full Load Current
OpenPress 1S	520	545	400	21	N/A	0.5	2.47
OpenPress Mono 3	520	545	380	18	N/A	0.5	2.47
OpenPress Mono 6	520	545	380	18	N/A	0.6	3.05
OpenPress Duo 3	620	695	385	N/A	25	0.5	2.47
OpenPress Duo 6	620	695	385	N/A	25	0.6	3.05

It is Smedegaard's policy to continually improve and develop its product range. We reserve the right to change specifications without prior notice. Whilst every care has been taken to ensure the data is correct, no responsibility can be taken for inaccuracies or misprints.